

IMPROVING NEURAL RANKING VIA LOSSLESS KNOWLEDGE DISTILLATION

Zhen Qin, Le Yan, Yi Tay, Honglei Zhuang, Xuanhui Wang,
Michael Bendersky, Marc Najork

Google Research

{zhenqin,lyyanle,yitay,hlz,xuanhui,bemike,najork}@google.com

ABSTRACT

We explore a novel perspective of knowledge distillation (KD) for learning to rank (LTR), and introduce Self-Distilled neural Rankers (SDR), where student rankers are parameterized identically to their teachers. Unlike the existing ranking distillation work which pursues a good trade-off between performance and efficiency, SDR is able to significantly improve ranking performance of students over the teacher rankers without increasing model capacity. The key success factors of SDR, which differs from common distillation techniques for classification are: (1) an appropriate teacher score transformation function, and (2) a novel listwise distillation framework. Both techniques are specifically designed for ranking problems and are rarely studied in the existing knowledge distillation literature. Building upon the state-of-the-art neural ranking structure, SDR is able to push the limits of neural ranking performance above a recent rigorous benchmark study and significantly outperforms traditionally strong gradient boosted decision tree based models on 7 out of 9 key metrics, the first time in the literature. In addition to the strong empirical results, we give theoretical explanations on why listwise distillation is effective for neural rankers, and provide ablation studies to verify the necessity of the key factors in the SDR framework.

1 INTRODUCTION

Learning to rank (LTR) has become an essential component for many real-world applications such as search (Liu, 2009). In ranking problems, the focus is on predicting the relative order of a list of documents or items given a query. It is thus different from classification problems whose goal is to predict the class label of a single item. While many neural machine learning techniques have been proposed recently, they are mostly for classification problems. Given the difference between ranking and classification problems, it is interesting to study how neural techniques can be used for ranking problems.

Knowledge distillation (KD) (Hinton et al., 2015; Gou et al., 2020) is one of such recently popular techniques. The initial goal of KD is to pursue a good trade-off between performance and efficiency. Given a high-capacity teacher model with desired high performance, a more compact student model is trained using teacher labels (Heo et al., 2019; Sun et al., 2019; Sanh et al., 2019). Student models trained with KD usually work better than those trained from original labels without teacher guidance. How to effectively apply KD to ranking problems is not straightforward and has not been well-studied yet, for the following reasons:

First, teacher models in classification typically predict a probability distribution over all classes. Such “dark knowledge” is believed to be a key reason why KD works (Hinton et al., 2015). However, a teacher model in ranking does not convey such distribution over pre-defined classes, as ranking models only care about the relative orders of items and simply output a single score for each item in a possibly unbounded candidate list. Ranking scores are typically neither calibrated (comparing to the probabilistic interpretation of classification scores (Guo et al., 2017)) nor normalized (comparing to summing up to one for classification

scores over all classes for most popular losses (Hinton et al., 2015)). As an example, in this work we formalize the translation-invariant property and show that most effective ranking losses, including pairwise and listwise ones, are translation-invariant. Thus directly using the outputs of a teacher model as labels for ranking tasks with existing KD methods may be less optimal.

Second, listwise information over all input items should be considered to achieve the best ranking performance, since the goal is to infer the relative orders among them. For example, listwise losses have been shown to be more effective than other alternatives for LTR problems (Cao et al., 2007). On the other hand, classification tasks almost universally treat each item independently based on the i.i.d. assumption. It is interesting to also consider listwise frameworks when studying KD for ranking problems, which has not been explored in the literature, to the best of our knowledge.

Third, though there is a consensus in the classification KD literature that given no severe overfitting, larger teacher models usually work better (He et al., 2016), recent works show that for traditional LTR problems, it is hard for larger models to achieve better performance (Bruch et al., 2019; Qin et al., 2021) due to the difficulty of applying standard techniques such as data augmentation (compared to image rotation in computer vision (Xie et al., 2020)) and the lack of very large human-labeled ranking datasets. This makes it harder to use the standard KD setting to improve the performance of ranking models by distilling from a very large teacher model.

Thus, KD techniques need special adjustments for LTR problems. In this paper, inspired by the general self-distillation (SD) idea Clark et al. (2019); Furlanello et al. (2018), in which student models are configured with the same capacity as teachers and may outperform teachers for classification problems, we study the SD techniques as lossless knowledge distillation for ranking problems. To this end, we propose Self-Distilled neural Rankers (SDR) that train the student models using listwise distillation and properly transformed teacher scores, which can achieve new state-of-the-art ranking performance for neural rankers. While existing ranking distillation works such as (Tang & Wang, 2018; Reddi et al., 2021) require a more powerful teacher model and focus on performance-efficiency trade-offs, the primary goal of our paper is to improve ranking performance over state-of-the-art teacher rankers.

In summary, our contributions are as follows:

- We propose Self-Distilled neural Rankers (SDR) for learning to rank. This is the first knowledge distillation work that targets for *better* ranking performance without increasing the model capacity.
- We show that the task is highly nontrivial, where the key success factors of SDR are (1) an appropriate teacher score transformation function, and (2) a ranking specific listwise distillation loss. Both design choices are tailored for LTR problems and are rarely studied in the knowledge distillation literature.
- We provide new theoretical explanations on why SDR works better than other alternatives. This contributes to both the general knowledge distillation and ranking distillation research.
- We verify our hypothesis on rigorous public LTR benchmarks and show that SDR is able to significantly improve upon state-of-the-art neural teacher rankers.

2 RELATED WORK

Knowledge distillation has been a popular research topic recently in several areas such as image recognition (Hinton et al., 2015; Romero et al., 2014; Park et al., 2019), natural language understanding (Sanh et al., 2019; Jiao et al., 2019; Aguilar et al., 2020), and neural machine translation (Kim & Rush, 2016; Chen et al., 2017; Tan et al., 2019) as a way to generate compact models, achieving good performance-efficiency trade-offs. As we mentioned in the Introduction, both the classical setting (e.g., using pointwise losses on i.i.d. data) and theoretical analysis (e.g., “dark knowledge” among classes) for classification tasks may not be optimal for the ranking setting.

The major goal of this work is to push the limits of neural rankers on rigorous benchmarks. Since the introduction of RankNet (Burgess et al., 2005) over a decade ago, only recently, neural rankers were shown to be competitive with well-tuned Gradient Boosted Decision Trees (GBDT) on traditional LTR datasets (Qin et al., 2021). We build upon (Qin et al., 2021) and show that SDR can further push the state-of-the-art of neural rankers on rigorous benchmarks. We also provide extra experiments to show listwise distillation helps neural ranking in other settings.

We are motivated by the general “self-distillation”, or “born again” idea (Zhang et al., 2019; Clark et al., 2019; Furlanello et al., 2018). Born Again neural Networks (BAN) Furlanello et al. (2018) shows it is possible to achieve better performance by parameterizing the student model the same as the teacher. However, existing work only focus on classification, and direct application of these techniques does not help LTR problems. For example, Zhang et al. (2019) focuses on convolutional neural networks for computer vision applications. Our contribution in this paper is in developing specific new techniques and theory that make these ideas applicable for the important LTR setting.

Another closely related work is Ranking Distillation (RD) (Tang & Wang, 2018; Zhuang et al., 2021), since it studies knowledge distillation for ranking. There are several marked differences between our work and RD. First, RD focuses on performance-efficiency trade-offs, where the student usually underperforms the teacher in terms of ranking metrics (Reddi et al., 2021), while we focus on outperforming the teacher. Second, the work only uses pointwise logistic loss for distillation. The authors state that “We also tried to use a pair-wise distillation loss when learning from teacher’s top-K ranking. However, the results were disappointing”, without going into more detail or explore listwise approaches, which we show are the key success factor. Also, Tang and Wang (Tang & Wang, 2018) use a hyperparameter K : items ranked as top K are labeled as positive and others as negative for distillation. Besides only working for binary datasets, this setting is not very practical since real-world ranking lists may have very different list sizes or number of relevant items. Our method does not require such a parameter. Furthermore, they only evaluated their methods on some recommender system datasets where only user id, item id, and binary labels are available. It is not a typical LTR setting, so the effectiveness of RD over state-of-the-art neural rankers is unclear.

3 BACKGROUND ON LEARNING TO RANK

For LTR problems, the training data can be represented as a set $\Psi = \{(\mathbf{x}, \mathbf{y}) \in \chi^n \times \mathcal{R}^n\}$, where \mathbf{x} is a list of n items $x_i \in \chi$ and \mathbf{y} is a list of n relevance labels $y_i \in \mathcal{R}$ for $1 \leq i \leq n$. We use χ as the universe of all items. In traditional LTR problems, each x_i corresponds to a query-item pair and is represented as a feature vector in \mathcal{R}^k where k is the number of feature dimensions. With slight abuse of notation, we also use x_i as the feature vector and say $\mathbf{x} \in \mathcal{R}^{n \times k}$. The objective is to learn a function that produces an ordering of items in \mathbf{x} so that the utility of the ordered list is maximized, that is, the items are ordered by decreasing relevance.

Most LTR algorithms formulate the problem as learning a ranking function to score and sort the items in a list. As such, the goal of LTR boils down to finding a parameterized ranking function $f(\cdot; \theta) : \chi^n \rightarrow \mathcal{R}^n$, where θ denotes the set of trainable parameters, to minimize the empirical loss:

$$\mathcal{L}(f(\cdot; \theta)) = \frac{1}{|\Psi|} \sum_{(\mathbf{x}, \mathbf{y}) \in \Psi} l(\mathbf{y}, f(\mathbf{x}; \theta)), \quad (1)$$

where $l(\cdot)$ is the loss function on a single list.

There are many existing ranking metrics such as NDCG and MAP used in LTR problems. A common property of these metrics is that they are rank-dependent and place more emphasis on the top ranked items. For example, the widely used NDCG metric is defined as

$$NDCG(\pi_f, \mathbf{y}) = \frac{DCG(\pi_f, \mathbf{y})}{DCG(\pi^*, \mathbf{y})}, \quad (2)$$

where π_f is a ranked list induced by the ranking function $f(\cdot; \theta)$ on \mathbf{x} , π^* is the ideal list (where \mathbf{x} is sorted by decreasing \mathbf{y}), and DCG is defined as:

$$DCG(\pi, \mathbf{y}) = \sum_{i=1}^n \frac{2^{y_i} - 1}{\log_2(1 + \pi(i))}. \quad (3)$$

In practice, the truncated version that only considers the top-k ranked items, denoted as $NDCG@k$, is often used.

4 SELF-DISTILLED NEURAL RANKERS

4.1 THE GENERAL FORMULATION OF SDR

In addition to the original training data $\{(\mathbf{x}, \mathbf{y}) \in \mathcal{X}^n \times \mathcal{R}^n\}$, we assume there is a well-trained teacher model $f(\cdot; \theta^t)$. The goal of SDR is to train a student model $f(\cdot; \theta^s)$, where θ^s is parameterized the same as θ^t , with the following loss:

$$\mathcal{L}(f(\cdot; \theta^s)) = \frac{1}{|\Psi|} \sum_{(\mathbf{x}, \mathbf{y}) \in \Psi} \left((1 - \alpha) \times l(\mathbf{y}, f(\mathbf{x}; \theta^s)) + \alpha \times l_B(g(f(\mathbf{x}; \theta^t)), f(\mathbf{x}; \theta^s)) \right), \quad (4)$$

where $\alpha \in [0, 1]$ is a weighting factor between the two losses, l_B is the additional self-distillation loss, and $g(\cdot)$ is a transformation function for teacher scores. The practical necessity of this transform function is further analyzed in Section 4.3. The value of α can be tuned, and we found that a wide range of α works well in our experiments (Section 5.5).

An illustration of the SDR framework is shown in Fig. 1. The SDR framework uses a multi-objective setting for student score $f(\mathbf{x}; \theta^s)$. In addition to the original loss function, SDR adds a distillation loss between student and (transformed) teacher scores.

4.2 LOSS FUNCTIONS

Both the original loss function $l(\cdot, \cdot)$ and the self-distillation loss $l_B(\cdot, \cdot)$ can be any ranking loss, ranging from pointwise to pairwise and listwise losses (Liu, 2009). Generally, listwise and pairwise losses are more effective than pointwise ones (Cao et al., 2007). For example, the state-of-the-art neural models (Qin et al., 2021) use the listwise Softmax cross entropy loss. Specifically, given the labels \mathbf{y} and scores \mathbf{s} , the Softmax cross entropy loss is defined over a list of items:

$$l^{\text{Softmax}}(\mathbf{y}, \mathbf{s}) = - \sum_{i=1}^n y_i \ln \frac{\exp(s_i)}{\sum_{j=1}^n \exp(s_j)} \quad (5)$$

where n is the number of items in the ranking list.

In experiments, we show that the original loss function can be more flexible (e.g., it can be a pointwise or listwise loss), but the self-distillation loss is only effective when it is the listwise one.

4.3 TEACHER RANKER SCORE TRANSFORMATION

We formalize the necessity of properly transforming the scores from the teacher ranker. First, we rigorously show that most effective ranking losses and the resulting ranker scores are translation invariant, which may cause problems for the distillation task.

Definition 1. A ranking loss ℓ is invariant to a transformation $\mathcal{T} : s_i \rightarrow s'_i$ where $s'_i \neq s_i$, if

$$\ell(\mathbf{y}, \mathbf{s}') = \ell(\mathbf{y}, \mathbf{s}). \quad (6)$$

Definition 2. As a special case, the global translation transforms scores by adding a constant term, i.e., $s'_i = s_i + w$, with $w \neq 0$. A loss function that is invariant to this transformation is called translation-invariant.

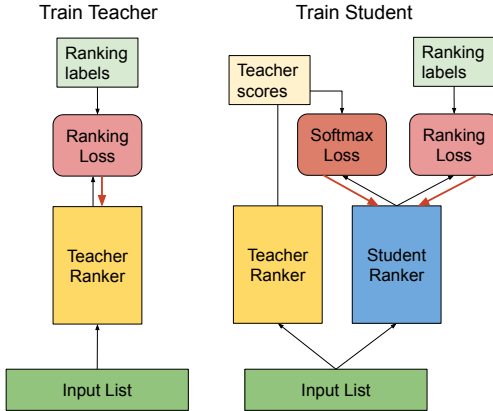


Figure 1: An illustration of the SDR framework. Black arrows show the feed-forward paths and red arrows direct the backward gradients. The teacher ranker can be trained with any ranking loss functions. The student model uses a multi-objective architecture that adds a listwise Softmax loss over teacher scores, in addition to the original ranking loss.

In ranking problems, the ranks of candidate documents, achieved by the sort function, are invariant to any transformation that preserves the order of the scores. Many pairwise and listwise ranking losses that approximate the ranks are thus invariant to some transformations. Especially, the commonly used ranking losses below are *translation-invariant*.

- The pairwise RankNet loss Burges (2010):

$$\ell^{\text{RankNet}}(\mathbf{y}, \mathbf{s}) = - \sum_{i \neq j} \mathbb{I}_{y_i > y_j} \ln \frac{\exp(s_i - s_j)}{1 + \exp(s_i - s_j)}, \quad (7)$$

- The listwise softmax loss Cao et al. (2007):

$$\begin{aligned} \ell^{\text{Softmax}}(\mathbf{y}, \mathbf{s}) &= - \sum_i y_i \ln \frac{\exp(s_i)}{\sum_j \exp(s_j)} \\ &= - \sum_i y_i \ln \frac{1}{\sum_j \exp(s_j - s_i)}. \end{aligned} \quad (8)$$

In these popular ranking losses, scores always appear in the *paired* form of $s_i - s_j$ or $s_j - s_i$. So when a constant w is added to each score $s'_i = s_i + w$, the losses stay invariant:

$$\ell(\{s'_i\}) = \ell^{\text{paired}}(\{s'_i - s'_j\}) = \ell^{\text{paired}}(\{s_i - s_j\}) = \ell(\{s_i\}). \quad (9)$$

Many other ranking losses, such as ApproxNDCG loss Qin et al. (2010) and BoltzRank ?, also have the same translation-invariant property.

The fact that the loss stays invariant after adding a constant to all scores can cause problems for the downstream distillation task. For example, the scores may be negative, unlike classification problems where predictions are non-negative probabilities, which will make many loss functions ill-behaved, such as any cross entropy based losses (common cross entropy loss implementations may assert errors when encountering negative labels). As another example, a large constant may dampen the relative information between ranking scores (e.g., 10000.001 and 10000.0) and make them indistinguishable for the downstream distillation task.

Second, since ranking scores are not normalized (compared to summing up to one for classification over all classes), teacher ranker’s insensitivity to score scales may lead to numerical issues for distillation. For example, two documents can be ranked correctly with very close scores (again, 10000.001 and 10000.0) where the student may not differentiate them effectively, even if we subtract a constant (e.g., 10000) from them. Thus, the scale of the teacher scores also needs attention.

To address these issues of translation invariance and scaling, we propose a simple transformation function which parameterizes $g(\cdot)$ as an affine transformation function of teacher scores:

$$g(f(\mathbf{x}; \theta^t)) = \max(a \times f(\mathbf{x}; \theta^t) + b, 0). \quad (10)$$

The intercept b aims to handle the potential issues from the translation invariance property of teacher ranking models, and the slope $a(a > 0)$ helps on mitigating potential scaling issues. The function $\max(x, 0)$ is a safeguard to make sure the transformed teacher scores are non-negative. Note that intercept b and $\max(x, 0)$ can be complementary to each other. For example, there could be few very negative teacher scores in the entire dataset. Instead of using a large b to make them non-negative, which will likely hurt all other scores, a more robust strategy could be using $\max(x, 0)$ to correct them to avoid ill training behaviors.

We believe the proposed affine transformation is a simple and intuitive approach to handle the aforementioned issues and works well empirically, but we do not claim it can handle all potential teacher score issues. Below, we also study Softmax transformation to avoid teacher labels being negative, but observe it tends to under-perform in experiments. The slope $a(a > 0)$ and the intercept b of the affine transformation are treated as hyperparameters tuned on the validation dataset in this work. Automatic selection of a and b , and even the transformation function itself, potentially via AutoML techniques, is considered future work.

4.4 ALTERNATIVES

We discuss possible alternatives that we will compare with in experiments. These alternatives are used to help highlight that SDR is referred to the specific setting where ranking loss with original labels, listwise distillation on teacher score, and tunable affine teacher score transformation are used. Our comparison is to help better understand what makes SDR effective in practice.

Pointwise distillation. Instead of the listwise loss, we can perform a pointwise loss for the distillation objective $l_B(\cdot, \cdot)$ in Eq 4:

$$l_B(g(f(\mathbf{x}; \theta^t)), f(\mathbf{x}; \theta^s)) = \sum_{i=1}^n l^p(g(f(x_i; \theta^t)), f(x_i; \theta^s)) \quad (11)$$

Note that a pointwise loss is decomposed across items independently, following the i.i.d. assumption for regression. Throughout the paper, we use the mean squared error loss as the pointwise loss:

$$l^{\text{MSE}}(g(f(\mathbf{x}; \theta^t)), f(\mathbf{x}; \theta^s)) = \sum_{i=1}^n \|g(f(x_i; \theta^t)) - f(x_i; \theta^s)\|^2, \quad (12)$$

since the original labels are graded with real values, and as we mentioned in Section 4.3, the range of teacher scores can be unbounded, even for binary labeled datasets.

Teacher score only distillation. Another way to distill teacher score is to ignore the original loss function using original labels ($\alpha = 1$ in Equation 4):

$$\mathcal{L}(f(\cdot; \theta^s)) = \frac{1}{|\Psi|} \sum_{(\mathbf{x}, \mathbf{y}) \in \Psi} l^{\text{Softmax}}(g(f(\mathbf{x}; \theta^t)), f(\mathbf{x}; \theta^s)). \quad (13)$$

The BAN paper (Furlanello et al., 2018) shows that this single objective formulation works better than the two objective formulation in certain classification scenarios.

Softmax teacher score transformation. It is tempting to apply the Softmax transformation on teacher scores in each list, since it converts all labels to be non-negative while preserving their relative order. We study Softmax teacher score transform with temperatures, $\frac{\exp(f(x_i; \theta^t)/T)}{\sum_{j=1}^n \exp(f(x_j; \theta^t)/T)}$, in Section 5.6 and empirically show that it under-performs affine transformations.

5 EXPERIMENTS

We conduct experiments on three public LTR datasets to show that SDR achieves state-of-the-art performance for neural rankers. We also perform various ablation studies to better understand SDR.

5.1 EXPERIMENTAL SETUP

We follow the experimental setup of (Qin et al., 2021) that provides a rigorous LTR benchmark. Three widely adopted data sets for web search ranking are used: Web30K (Qin & Liu, 2013), Yahoo (Chapelle & Chang, 2011), and Istella (Dato et al., 2016). The documents for each query were labeled with multilevel graded relevance judgments by human raters. We compare with a comprehensive list of benchmark methods:

- λ MART_{GBM} (Ke et al., 2017) and λ MART_{RankLib} are the two GBDT-based implementations for LTR. It was shown that despite years of research in neural learning to rank, λ MART_{GBM} is still arguably the most effective model Qin et al. (2021).
- RankSVM (Joachims, 2006) is a classic pairwise learning-to-rank model built on SVM.
- GSF (Ai et al., 2019) is a neural model using groupwise scoring function and fully connected layers.
- ApproxNDCG (Bruch et al., 2019) is a neural model with fully connected layers and a differentiable loss that approximates NDCG (Qin et al., 2010).
- DLCM (Ai et al., 2018) is an RNN based neural model that uses list context information to rerank a list of documents based on λ MART_{RankLib} as in the original paper.
- SetRank (Pang et al., 2020) is a neural model using self-attention to encode the entire list and perform a joint scoring.
- SetRank^{re} (Pang et al., 2020) is SetRank plus ordinal embeddings based on the initial document ranking generated by λ MART_{RankLib} as in the original paper.
- DASALC (Qin et al., 2021) is the state-of-the-art neural rankers combining data transformation and augmentation, effective feature crosses, and listwise context.
- DASALC-ens is an ensemble of DASALC models, significantly outperforming the strong λ MART_{GBM} baseline on 4 out of 9 major metrics.

For the main results of SDR, we obtain the teacher model scores and configurations of DASALC (not DASALC-ens) for each dataset from the authors. For the Web30K and Yahoo dataset, we found that using the identity function as the affine transformation in $g(\cdot)$ is effective and did not extensively tune the transformation function. Better results may be achieved via more extensive tuning. For the Istella dataset, as the teacher scores are of larger range (mean = 28.4, std = 299.4) and are causing some numeric issues, we dampen them by using $g(f(\mathbf{x}; \theta^t)) = \max(\frac{1}{100} \cdot f(\mathbf{x}; \theta^t), 0)$ after tuning on the validation set. Better results may be achieved by more tuning. The model architecture configurations, such as the number of hidden layers, are unchanged during SDR training. We simply use $\alpha = 0.5$ to assign equal weights between the original objective and distillation objective, and show its robustness in Section 5.5. We do perform hyperparameter searches over dropout rate, learning rate, and data augmentation noise level on validation sets. SDR is a single neural ranker. SDR-ens is an ensemble of k rankers ($3 \leq k \leq 5$) that is tuned on each dataset with the same architecture from different runs. Note that the candidates in the ensemble for each data set are supervised by the same teacher.

5.2 RESEARCH QUESTIONS

We want to answer the following research questions by comparing with competitive methods on LTR benchmarks and performing ablation studies:

- RQ1: Is the SDR framework able to further push the limits of neural rankers over the state-of-the-art models?
- RQ2: Is the listwise distillation loss necessary for SDR to be effective for LTR problems, compared to the common pointwise distillation loss that follows the i.i.d. assumption?

Table 1: Result on the Web30K, Yahoo, and Istella datasets. \uparrow means significantly better result, performed against λ MART_{GBM} at the $p < 0.05$ level using a two-tailed t -test. Bold numbers are the highest in each column, italicized numbers are the highest in each column for single neural rankers.

Models	Web30K NDCG@k			Yahoo NDCG@k			Istella NDCG@k		
	@1	@5	@10	@1	@5	@10	@1	@5	@10
λ MART _{RankLib}	45.35	44.59	46.46	68.52	70.27	74.58	65.71	61.18	65.91
λ MART _{GBM}	50.73	49.66	51.48	71.88	74.21	78.02	74.92	71.24	76.07
RankSVM	30.10	33.50	36.50	63.70	67.40	72.60	52.69	50.41	55.29
GSF	41.29	41.51	43.74	64.29	68.38	73.16	62.24	59.68	65.08
ApproxNDCG	46.64	45.38	47.31	69.63	72.32	76.77	65.81	62.32	67.09
DLCM	46.30	45.00	46.90	67.70	69.90	74.30	65.58	61.94	66.80
SetRank	42.90	42.20	44.28	67.11	69.60	73.98	67.33	62.78	67.37
SetRank ^{re}	45.91	45.15	46.96	68.22	70.29	74.53	67.60	63.45	68.34
DASALC	50.95	50.92 [†]	52.88 [†]	<i>70.98</i>	73.76	77.66	72.77	70.06	75.30
SDR	<i>51.71[†]</i>	<i>51.56[†]</i>	<i>53.57[†]</i>	70.83	<i>73.89</i>	<i>77.85</i>	<i>72.97</i>	<i>70.24</i>	<i>75.47</i>
(Δ over DASALC)	(+1.49%)	(+1.26%)	(+1.30%)	(-0.21%)	(+0.18%)	(+0.24%)	(+0.27%)	(+0.26%)	(+0.23%)
DASALC-ens	51.89 [†]	51.72 [†]	53.73 [†]	71.24	74.07	77.97	74.40	71.32	76.44 [†]
SDR-ens	52.22[†]	52.12[†]	54.09[†]	71.45	74.61[†]	78.31[†]	74.51	71.51[†]	76.56[†]
(Δ over DASALC-ens)	(+0.64%)	(+0.77%)	(+0.67%)	(+0.29%)	(+0.73%)	(+0.44%)	(+0.15%)	(+0.27%)	(+0.16%)

- RQ3: Is the dual-objective architecture necessary for SDR, considering that (Furlanello et al., 2018) shows that using only the teacher objective works better in certain scenarios? How robust is the balancing parameter α between the two objectives?
- RQ4: Is the affine teacher score transformation more effective than the Softmax transformation?

5.3 MAIN RESULTS (RQ1)

Our main results are shown in Table 1. From this table, we can see that the models trained under the SDR framework can significantly push the limits over the state-of-the-art neural rankers without sacrificing efficiency. A single SDR model performs best among non-GBDT methods on 8 out of 9 metrics. SDR-ens universally outperforms DASALC-ens, and can significantly outperform λ MART_{GBM} on 7 out of 9 metrics. SDR and SDR-ens can also significantly outperform DASALC and DASALC-ens on most metrics.

5.4 THE NECESSITY OF LISTWISE DISTILLATION (RQ2)

We compare with pointwise distillation in Table 2 on the Web30K dataset. We use the MSE loss and tune α in Eq. 4 for the datasets with graded relevance labels. Results on other datasets are consistent. In this table, listwise teacher without distillation is the DASALC model, listwise teacher plus listwise student is the SDR model. We have the following observations:

- By comparing pointwise teacher with listwise teacher (DASALC), we confirm that listwise loss is indeed effective, regardless of model distillations.
- We can also see that when listwise distillation is used, it always outperforms the corresponding teacher model, even if the teacher model is a pointwise one. On the other hand, when pointwise distillation is applied, performance gets worse. This confirms the necessity of the listwise distillation loss.
- Pointwise distillation does not help even if the teacher model uses pointwise loss, eliminating the potential concern that it does not work due to inconsistency between the two objectives.

5.5 THE NECESSITY OF TWO OBJECTIVES (RQ3)

We study the balancing factor α in Eq. 4, with the special case ($\alpha = 1$) that only uses the teacher-only objective in Section 4.4. The results are shown in Table 3 and Figure 2. We

Method		NDCG@k		
Teacher	Student	@1	@5	@10
Pointwise	/	50.67	50.70	52.85
	Pointwise	50.33	50.47	52.60
	Listwise	50.88	51.16	53.26
Listwise	/	50.95	50.92	52.88
	Pointwise	49.78	49.89	52.02
	Listwise	51.71	51.56	53.57

Table 2: Results on the Web30K dataset comparing listwise vs pointwise teachers and distillation. “/” means directly using the teacher model (DASALC (Qin et al., 2021)) without distillation.

can see that student models trained with SDR can outperform the teacher model ($\alpha = 0$) with a *wide* range of α , as long as both objectives are used. The performance decreases significantly if the self-distilled ranker is trained with the teacher objective alone ($\alpha = 1$), which is different from the observations for some classification problems in (Furlanello et al., 2018).

Method	Web30K NDCG@k		
	@1	@5	@10
Teacher model	50.95	50.92	52.88
SDR	51.71	51.56	53.57
Teacher-only obj	50.45	50.53	52.54

Table 3: Results on the Web30K dataset comparing teacher model ($\alpha = 0$), SDR ($\alpha = 0.5$), and teacher-only objective born again rankers ($\alpha = 1$).

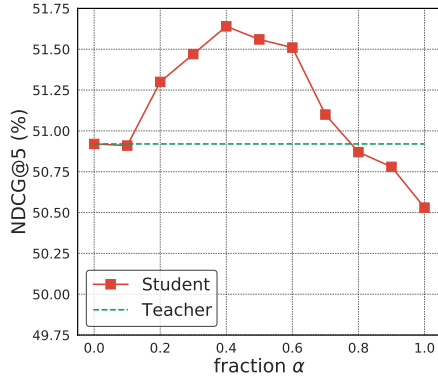


Figure 2: NDCG@5 with varying α .

5.6 SOFTMAX SCORE TRANSFORMATION (RQ4)

We empirically show that Softmax score transformation under-performs the simple affine transformation in Figure 3 (Left) with varying the temperature T . A possible reason is that Softmax scores are normalized within each query and this may limit their power as labels for ranking problems. A better understanding of why certain teacher score transformations are more effective for ranking distillation is a promising future research direction.

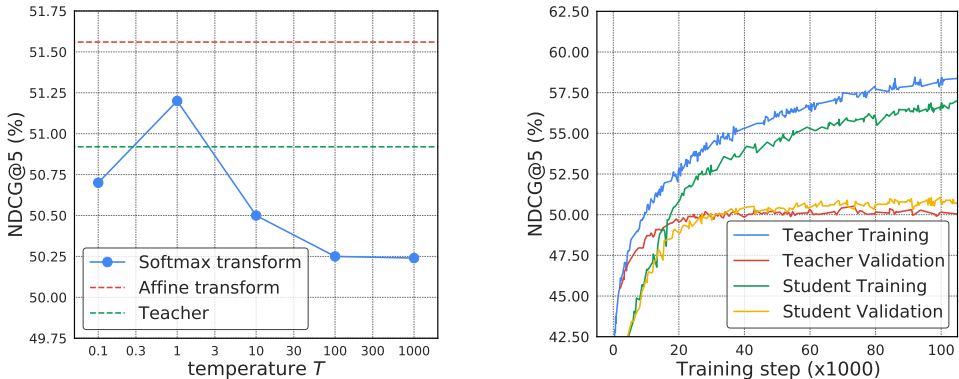


Figure 3: (Left) NDCG@5 on Web30K using Softmax score transformation with varying temperatures. (Right) An illustration of ranking metrics over training data and validation data for SDR (student) vs DASALC (teacher).

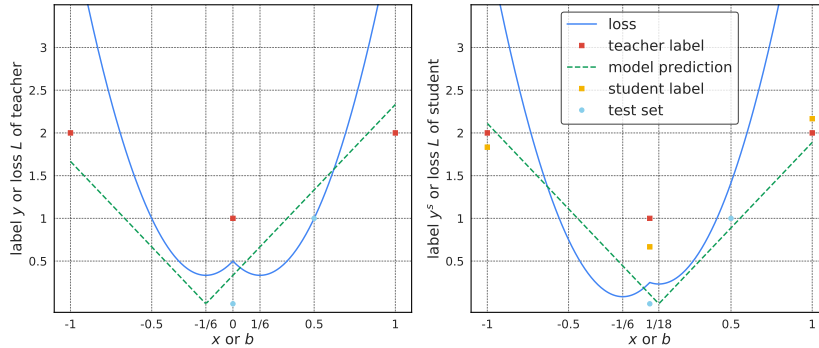


Figure 4: An illustrative example of born again distillation. Given the training data set (x, y) (red squares), loss functions $\mathcal{L}(b)$ (blue solid lines) and optimized models $f(x)$ (green dashed lines) are trained with the original label y in red for the teacher model on *Left*, and are trained with the combined label $y^s = (y + f^t(x))/2$ in yellow for the student model on *Right*. The models are then evaluated with the test data set in cyan dots.

6 UNDERSTANDING SDR

Existing theories of Born Again Networks or knowledge distillation in general include (1) reweighting the data points by confidence (Furlanello et al., 2018), (2) incorporating dark knowledge from negative classes (Hinton et al., 2015), and (3) ensembling of “multi-view” features in student (Allen-Zhu & Li, 2020). However, these theories could not explain everything we observed in experiments for ranking distillation, especially, why the listwise distillation is necessary in Section 5.4. Here we provide a new theory that helps to explain SDR effectiveness.

Theorem 1. *There exists a way to combine the teacher prediction score and the label to train a student model, such that when the teacher and the student have exactly equivalent capability, the student model can outperform or perform as well as the teacher model after being trained with the same amount of resource.*

It’s easy to show the necessity: we can just train the student model with the true label with $\alpha = 0$ in Eq.(??) and the same computation resource and it then performs as well as the teacher model. In the Appendix Section A.1, we show the sufficiency of the theorem when there are data points that are hard to fit, or that have erroneous labels.

Here we give an illustrative example of Theorem 1. Consider a training set of three data points with a single input feature $x = -1, 0, 1$ and corresponding labels are $y = 2, 1, 2$, shown as red points in Fig. 4 and a test set of two data points $(0, 0)$ and $(0.5, 1)$ in cyan. We fit the training points with a single-parameter nonlinear model: $f(x, b) = 2|x - b|$, shown in a green dashed line in Fig. 4. To this model, two data points $(-1, 2)$ and $(1, 2)$ are easy-to-fit and one data point $(0, 1)$ is hard or mistakenly labeled as it is inconsistent with $(0, 0)$ in test set.

By minimizing a mean squared error loss, shown as the blue line in Fig. 4,

$$\mathcal{L}(b) = \frac{1}{2} \sum_{i=1}^3 (y_i - f(x_i, b))^2,$$

we find two nontrivial solutions at $b = -1/6$ and $1/6$. Suppose we obtain a teacher model with $b = -1/6$ and scores $f^t = 5/3, 1/3, 7/3$ for the three inputs and then train a student model following the SDR method with $\alpha = 0.5$, which is equivalent to having the student labels $y^s = (y + f^t)/2 = 11/6, 2/3, 13/6$ respectively, shown as the yellow points in Fig. 4. There are again two nontrivial solutions with $b = -1/6$ and $1/18$ for the student. Ignoring the trivial solution at $b = -1/6$, we find the student solution at $b = 1/18$ achieves a better performance by having a smaller mean square error metric $MSE = 1/81$ on the test points than $MSE = 1/9$ of the teacher solution at $b = -1/6$.

Applying Theorem 1 to learning to rank. Some of the labels in the LTR dataset could be error-prone as a result of the pointwise evaluation nature of human rating. In the listwise ranking sense: (1) Some of the labels may be error-prone, such that a document labeled with 2 might not be more relevant than a document labeled with 1; (2) The graded relevance labels are discrete and may not be able to fully capture the relevance in-between like 1.5; (3) A listwise loss only needs the comparison within each individual list and this can alleviate the impact of noisy labels comparing with a pointwise loss. As a result, the listwise distillation is able to capture these mistakenly labeled data points and thus performs significantly better than the examples using pointwise distillation. This deduction is also consistent with the findings in Section 5.4: the most effective distillation is on models trained with the listwise Softmax loss.

The regularization view. Even if the human labels are not noisy but just contain some hard examples, Theorem 1 implies that combination like Eq.(?) reduces overfitting on hard examples and plays a regularization role. Qin *et al.* (Qin et al., 2021) show that one major bottleneck of modern neural rankers is overfitting, due to the lack of very large-scale ranking datasets and effective regularization techniques. For example, data augmentation is not intuitive for LTR problems, comparing to, e.g., image rotations for computer vision tasks. By examining Eq. ??, the second term can be treated as regularization to the original objective. We empirically show that the SDR framework works as a very effective regularization technique for LTR problems. As seen in Figure 3 (Right), the SDR student gets lower training data ranking metrics and higher validation data ranking metrics during training, the desired behavior of effective regularization.

7 CONCLUSION

We explore a novel perspective of knowledge distillation, and propose Self-Distilled neural Rankers (SDR), which further push the limits of neural ranker effectiveness without sacrificing efficiency. We show that the key success factors of SDR lie in a proper teacher score transform and a listwise distillation approach specifically designed for ranking problems, which do not follow the common assumptions made in most knowledge distillation work. We further conduct theoretical analysis on why SDR works, filling the gap between existing knowledge distillation theories and the learning to rank setting. As promising directions for future work, we consider advanced teacher score transformations for SDR, and label noise reduction techniques.

REFERENCES

- Gustavo Aguilar, Yuan Ling, Yu Zhang, Benjamin Yao, Xing Fan, and Chenlei Guo. Knowledge distillation from internal representations. In *AAAI Conference on Artificial Intelligence*, pp. 7350–7357, 2020.
- Qingyao Ai, Keping Bi, Jiafeng Guo, and W Bruce Croft. Learning a deep listwise context model for ranking refinement. In *ACM SIGIR Conference on Research and Development in Information Retrieval*, pp. 135–144, 2018.
- Qingyao Ai, Xuanhui Wang, Sebastian Bruch, Nadav Golbandi, Michael Bendersky, and Marc Najork. Learning groupwise multivariate scoring functions using deep neural networks. In *ACM SIGIR International Conference on Theory of Information Retrieval*, pp. 85–92, 2019.
- Zeyuan Allen-Zhu and Yuanzhi Li. Towards understanding ensemble, knowledge distillation and self-distillation in deep learning. *arXiv preprint arXiv: 2012.09816*, 2020.
- Sebastian Bruch, Masrour Zoghi, Michael Bendersky, and Marc Najork. Revisiting approximate metric optimization in the age of deep neural networks. In *ACM SIGIR Conference on Research and Development in Information Retrieval*, pp. 1241–1244, 2019.
- Chris Burges, Tal Shaked, Erin Renshaw, Ari Lazier, Matt Deeds, Nicole Hamilton, and Greg Hullender. Learning to rank using gradient descent. In *Proceedings of the 22nd International Conference on Machine Learning*, pp. 89–96, 2005.

- Christopher J.C. Burges. From RankNet to LambdaRank to LambdaMART: An overview. Technical Report MSR-TR-2010-82, Microsoft Research, 2010.
- Zhe Cao, Tao Qin, Tie-Yan Liu, Ming-Feng Tsai, and Hang Li. Learning to rank: from pairwise approach to listwise approach. In *International Conference on Machine Learning*, pp. 129–136, 2007.
- Olivier Chapelle and Yi Chang. Yahoo! learning to rank challenge overview. In *Proceedings of the Learning to Rank Challenge*, pp. 1–24, 2011.
- Yun Chen, Yang Liu, Yong Cheng, and Victor OK Li. A teacher-student framework for zero-resource neural machine translation. *arXiv preprint arXiv:1705.00753*, 2017.
- Kevin Clark, Minh-Thang Luong, Urvashi Khandelwal, Christopher D Manning, and Quoc V Le. Bam! born-again multi-task networks for natural language understanding. *arXiv preprint arXiv:1907.04829*, 2019.
- Domenico Dato, Claudio Lucchese, Franco Maria Nardini, Salvatore Orlando, Raffaele Perego, Nicola Tonello, and Rossano Venturini. Fast ranking with additive ensembles of oblivious and non-oblivious regression trees. *ACM Trans. Inf. Syst.*, 2016.
- Tommaso Furlanello, Zachary Lipton, Michael Tschannen, Laurent Itti, and Anima Anandkumar. Born again neural networks. In *International Conference on Machine Learning*, pp. 1607–1616, 2018.
- Jianping Gou, Baosheng Yu, Stephen John Maybank, and Dacheng Tao. Knowledge distillation: A survey. *arXiv preprint arXiv:2006.05525*, 2020.
- Chuan Guo, Geoff Pleiss, Yu Sun, and Kilian Q Weinberger. On calibration of modern neural networks. In *International Conference on Machine Learning*, pp. 1321–1330, 2017.
- Kaiming He, Xiangyu Zhang, Shaoqing Ren, and Jian Sun. Deep residual learning for image recognition. In *IEEE Conference on Computer Vision and Pattern Recognition*, pp. 770–778, 2016.
- Byeongho Heo, Minsik Lee, Sangdoon Yun, and Jin Young Choi. Knowledge distillation with adversarial samples supporting decision boundary. In *AAAI Conference on Artificial Intelligence*, pp. 3771–3778, 2019.
- Geoffrey Hinton, Oriol Vinyals, and Jeff Dean. Distilling the knowledge in a neural network. *arXiv preprint arXiv:1503.02531*, 2015.
- Xiaoqi Jiao, Yichun Yin, Lifeng Shang, Xin Jiang, Xiao Chen, Linlin Li, Fang Wang, and Qun Liu. Tinybert: Distilling bert for natural language understanding. *arXiv preprint arXiv:1909.10351*, 2019.
- Thorsten Joachims. Training linear svms in linear time. In *ACM SIGKDD International Conference on Knowledge Discovery and Data Mining*, pp. 217–226, 2006.
- Guolin Ke, Qi Meng, Thomas Finley, Taifeng Wang, Wei Chen, Weidong Ma, Qiwei Ye, and Tie-Yan Liu. Lightgbm: A highly efficient gradient boosting decision tree. In *International Conference on Neural Information Processing Systems*, pp. 3149–3157, 2017.
- Yoon Kim and Alexander M Rush. Sequence-level knowledge distillation. *arXiv preprint arXiv:1606.07947*, 2016.
- Tie-Yan Liu. Learning to rank for information retrieval. *Found. Trends Inf. Retr.*, 2009.
- Liang Pang, Jun Xu, Qingyao Ai, Yanyan Lan, Xueqi Cheng, and Jirong Wen. Setrank: Learning a permutation-invariant ranking model for information retrieval. In *ACM SIGIR Conference on Research and Development in Information Retrieval*, pp. 499–508, 2020.
- Wonpyo Park, Dongju Kim, Yan Lu, and Minsu Cho. Relational knowledge distillation. In *IEEE/CVF Conference on Computer Vision and Pattern Recognition*, pp. 3967–3976, 2019.

- Tao Qin and Tie-Yan Liu. Introducing LETOR 4.0 datasets. *CoRR*, abs/1306.2597, 2013.
- Tao Qin, Tie-Yan Liu, and Hang Li. A general approximation framework for direct optimization of information retrieval measures. *Information Retrieval*, 13(4):375–397, 2010.
- Zhen Qin, Le Yan, Honglei Zhuang, Yi Tay, Rama Kumar Pasumarthi, Xuanhui Wang, Michael Bendersky, and Marc Najork. Are neural rankers still outperformed by gradient boosted decision trees? In *International Conference on Learning Representations*, 2021.
- Sashank Reddi, Rama Kumar Pasumarthi, Aditya Menon, Ankit Singh Rawat, Felix Yu, Seungyeon Kim, Andreas Veit, and Sanjiv Kumar. Rankdistil: Knowledge distillation for ranking. In *International Conference on Artificial Intelligence and Statistics*, pp. 2368–2376, 2021.
- Adriana Romero, Nicolas Ballas, Samira Ebrahimi Kahou, Antoine Chassang, Carlo Gatta, and Yoshua Bengio. Fitnets: Hints for thin deep nets. *arXiv preprint arXiv:1412.6550*, 2014.
- Victor Sanh, Lysandre Debut, Julien Chaumond, and Thomas Wolf. Distilbert, a distilled version of bert: smaller, faster, cheaper and lighter. *arXiv preprint arXiv:1910.01108*, 2019.
- Siqi Sun, Yu Cheng, Zhe Gan, and Jingjing Liu. Patient knowledge distillation for bert model compression. *arXiv preprint arXiv:1908.09355*, 2019.
- Xu Tan, Yi Ren, Di He, Tao Qin, Zhou Zhao, and Tie-Yan Liu. Multilingual neural machine translation with knowledge distillation. *arXiv preprint arXiv:1902.10461*, 2019.
- Jiayi Tang and Ke Wang. Ranking distillation: Learning compact ranking models with high performance for recommender system. In *ACM SIGKDD International Conference on Knowledge Discovery and Data Mining*, pp. 2289–2298, 2018.
- Qizhe Xie, Minh-Thang Luong, Eduard Hovy, and Quoc V. Le. Self-training with noisy student improves ImageNet classification. In *IEEE/CVF Conference on Computer Vision and Pattern Recognition*, pp. 10687–10698, 2020.
- Linfeng Zhang, Jiebo Song, Anni Gao, Jingwei Chen, Chenglong Bao, and Kaisheng Ma. Be your own teacher: Improve the performance of convolutional neural networks via self distillation. In *IEEE/CVF International Conference on Computer Vision*, pp. 3713–3722, 2019.
- Honglei Zhuang, Zhen Qin, Shuguang Han, Xuanhui Wang, Mike Bendersky, and Marc Najork. Ensemble distillation for bert-based ranking models. In *Proceedings of the 2021 ACM SIGIR International Conference on the Theory of Information Retrieval (ICTIR '21)*, 2021.

A APPENDIX

A.1 PROOF OF THEOREM 1

In this section, we show the student model trained with Eq.(??) can outperform the teacher model with the same capacity at an optimal α^* if there exist hard examples or the labels are noisy.

We first formulate the problem and give the mathematical definitions of “hard examples” and “noisy labels”. When training converges, a deep neural network teacher model $f(\cdot, \theta^t)$ approximately satisfies

$$\frac{\partial \mathcal{L}}{\partial \theta_\gamma} = \frac{1}{|\Psi|} \sum_{(\mathbf{x}, \mathbf{y}) \in \Psi} \sum_{i=1}^n \frac{\partial l(\mathbf{y}, \mathbf{s})}{\partial s_i} \frac{\partial f(\mathbf{x}, \theta)_i}{\partial \theta_\gamma} = 0 \quad (14)$$

for any parameter θ_γ in the total $P = |\theta|$ trainable parameters. The first derivative on the right hand side is the loss function dependent gradient. For example:

- Mean Squared Error loss: $l(\mathbf{y}, \mathbf{s}) = \frac{1}{2} \sum_{i=1}^n (y_i - s_i)^2$, we have

$$\frac{\partial l(\mathbf{y}, \mathbf{s})}{\partial s_i} = -(y_i - s_i);$$

- Pointwise logistic loss: $l(\mathbf{y}, \mathbf{s}) = -\sum_{i=1}^n y_i \ln p_i + (1 - y_i) \ln(1 - p_i)$ with $p_i = \frac{\exp(s_i)}{1 + \exp(s_i)}$, we have

$$\frac{\partial l(\mathbf{y}, \mathbf{s})}{\partial s_i} = -(y_i - p_i);$$

- Softmax loss in Eq.(8), we have

$$\frac{\partial l(\mathbf{y}, \mathbf{s})}{\partial s_i} = -(y_i - p_i \sum_{k=1}^n y_k).$$

If we normalize the labels by having $\sum_i y_i = 1$ in Softmax loss and define the model gradients on parameter θ_γ at data point i , $G_{\gamma, i} = \partial f(\mathbf{x}, \theta)_i / \partial \theta_\gamma$ as a $P \times n|\Psi|$ matrix, we then have ranking model solutions satisfying P equilibrium equations,

$$G \cdot (\mathbf{y} - \mathbf{p}) = 0, \quad (15)$$

with \mathbf{p} as a vector of model predictions depending on different losses as shown in above examples. When the rank of G is $n|\Psi|$, we only have trivial solutions with $\mathbf{p} = \mathbf{y}$. However, noting that the matrix G is a nonlinear function of θ , in general we have the rank of G is $P < n|\Psi|$ with non-trivial solutions $\mathbf{p} \neq \mathbf{y}$ living in the null space of G .

To such a solution, we can distinct hard and easy problems in the training dataset by quantifying the deviations from the target labels in the trained teacher model $\|y_i - p_i\|$: the larger this deviation is, the harder the corresponding data point is. These data points in the training set could be hard in two different senses:

- Case *One* – Hard examples: they are hard in nature, meaning that the trained model does not capture the most deterministic feature of the data points.
- Case *Two* – Noisy labels: they could be mistakenly labeled, meaning that there exists a ground-truth model and the ground-truth model predicts results different from the labels for these data points.

When we train a student model from scratch with combined teacher predictions and labels following Eq.(??) with the teacher model solution \mathbf{p}^t as $g(f(\mathbf{x}, \theta^t))$ so that $G \cdot (\mathbf{y} - \mathbf{p}^t) = 0$, the student solution should then also satisfy Eq.(15) but with a new set of labels $\mathbf{y}^s = (1 - \alpha)\mathbf{y} + \alpha\mathbf{p}^t$. First of all, it’s easy to show that the teacher model with \mathbf{p}^t is a solution. But for a complex nonlinear model trained from scratch, it would be almost impossible to end up with the same solution as the teacher in general, especially when the labels are changed,

which determine the initial gradients. We thus focus on the general solutions different from \mathbf{p}^t .

In Case *One*, the model output will be insensitive to the change of parameters for the hard points at initial training stage. After easy points are fit well, $y - p^t \approx 0$, the training enters a stage of fitting the hard points with irrelevant features, which directly leads to overfitting. So in practice, we use predictions p^t from a teacher regularized with early-stopping as the distillation labels for students. With such a teacher, the initial gradients of the student model are still dominated by easy data points $p_i \approx p_i^t$ and in the later stage the contributions of the hard data points $y_i^s - p_i = (1 - \alpha)(y_i - p_i^t) + (p_i^t - p_i) \approx (1 - \alpha)(y_i - p_i^t)$ are lowered by fraction $1 - \alpha$ compared to the training of the teacher model. The overfitting effect will thus be weakened for the student model. In this case, the student model can achieve a better performance on the test data than the teacher model with $\alpha > 0$.

In Case *Two*, the final solution of the teacher model will be balanced by contributions of the correct labels and wrong labels: let's say there are m out of n training data points mistakenly labeled and most are correct labels $m \ll n$: on average, the teacher model prediction will deviate from the label by $(n - m)|y^c - p^t| \sim m|y^w - p^t|$, where y^c are correct labels and y^w are wrong labels. We thus have the teacher predictions deviating from the correct labels by $|p^t - y^c| \sim \frac{m}{n}y^c$ and from the wrong labels by $|p^t - y^w| \sim -(\frac{m}{n} - 1)y^w$, so the student labels are $y^s = y - \alpha \frac{m}{n}y$ for correct labels and $y^s = (1 - \alpha)y + \alpha \frac{m}{n}y$ for wrong labels. After convergence, the student predictions will thus be $p^s \approx y + (1 - \alpha)\frac{m}{n}y - \alpha \frac{m^2}{n^2}y$ for correct labels and $p^s \approx (1 - \alpha)\frac{m}{n}y - \alpha \frac{m^2}{n^2}y$ for wrong labels. When $\alpha^* = \frac{n}{n+m}$, student predictions on examples with correct labels are consistent with labels and on examples with wrong labels are approximately independent of the label. Assuming that there is no correlation of making the wrong labels in training and test sets, then the student models validated on the test set will result in better metrics than their teachers as they are making predictions closer to the correctly labeled data points.